

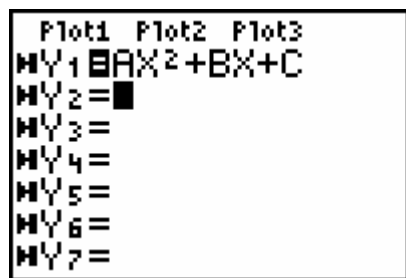
Transformation Graphing APP

Quick Reference Sheet

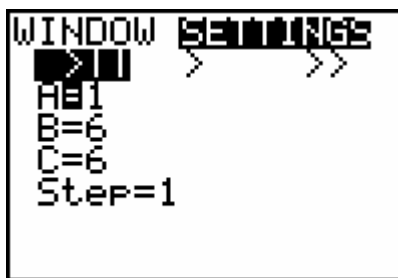
As soon as you open this APP, it is active. To see that a change has occurred, go to the Y= window and notice the change in symbol to the left of the Y1.



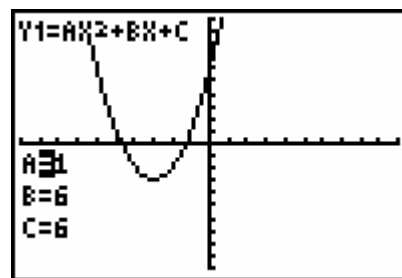
Let's investigate quadratics.



Enter $ax^2 + bx + c$ into Y₁

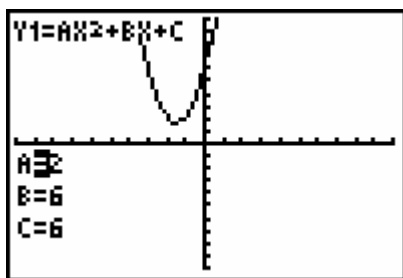


Hit WINDOW. Values can be changed quickly under Settings.



Change the values of a , b and c by using right arrow.

You can now quickly change a coefficient from the graph screen to see how it affects the graph.



As the values of a , b and c change, the graph immediately changes.

WARNING!!!!

Be sure to turn this thing OFF!!



Be sure when you are finished with this Application that you “re-open” the APP and UNINSTALL. This will simply CLOSE the application and not truly uninstall it.